

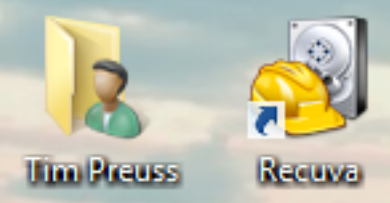


## Windows 8.0 Performance Monitor Configuration



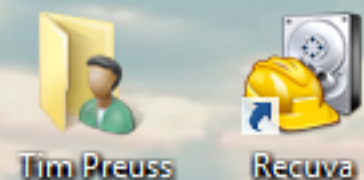
This presentation shows configuring the Performance Monitor.

Preuss

3/12/2014



The presentation logs on as a non-administrative account.



### Computer

File Computer View

Properties Open R

Location

- Downloads
- Recent place

Libraries

- Documents
- Music
- Pictures
- Videos

Computer

- Local Disk (C:)
- Simple01 (E:)
- Spanned01 (F:)
- Mirror01 (G:)

Network

6 items

Uninstall or change a program

System properties

Manage

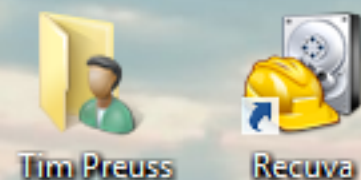
System

- 2.94 GB free of 2.99 GB
- Mirror01 (G:)
- 979 MB free of 0.99 GB

DVD Drive (D:)

The presentation opens the computer submenu. The presentation selects the System properties button.





Computer



Recycle Bin



Gpg4win Document...



GPA



Kleopatra



Oracle VM VirtualBox



Control Panel\All Control Panel Items\System

Control Panel Home

View basic information about your computer

Windows edition

Windows 8 Pro

© 2012 Microsoft Corporation. All rights reserved. Debug

Get more features with a new edition of Windows

System

Rating: **5.6** Windows Experience Index

Processor: Intel(R) Core(TM) i7-2760QM CPU @ 2.40GHz 2.40 GHz

Installed memory (RAM): 4.00 GB

System type: 64-bit Operating System, x64-based processor

Pen and Touch: Limited Touch Support with 8 Touch Points

Computer name, domain, and workgroup settings

Computer name: win8-victim02 [Change settings](#)

Full computer name: win8-victim02

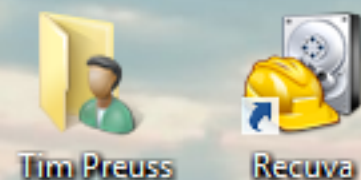
Computer description:

Workgroup: WORKGROUP

See also

- Action Center
- Windows Update
- Performance Information and Tools

← The presentation selects the Performance Information and Tools button.



Computer



Recycle Bin



Gpg4win Document...



GPA



Kleopatra



Oracle VM VirtualBox



### Control Panel\All Control Panel Items\Performance Information and Tools

Rate and improve your computer's performance

The Windows Experience Index assesses key system components on a scale of 1.0 to 9.9.

Component	What is rated	Subscore	Base score
	...er second	5.6	<b>5.6</b> Determined by lowest subscore
	...ations per second	7.3	
	...nics performance	6.9	
	...nd gaming performance	6.9	
	...sfer rate	6.8	

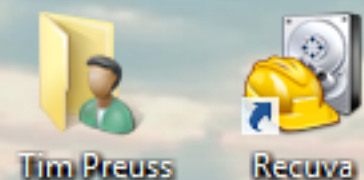
[View and print detailed performance and system information](#)

[Re-run the assessment](#)

See also  
[Action Center](#)

**The presentation selects the Advance tools button.**





Computer



Recycle Bin



Gpg4win Document...



GPA



Kleopatra



Oracle VM VirtualBox

Control Panel\All Control Panel Items\Performance Information and Tools\Advanced Tools

Performance can be improved by changing visual settings. [View details.](#)

View advanced information about your computer's performance

- [Clear all Windows Experience Index scores and re-rate the system](#)  
Force a complete re-run of all Windows Experience Index tests.
- [View performance details in Event log](#)  
View details of problems affecting Windows performance.
- [Open Performance Monitor](#)  
View graphs of system performance and...
- [Open Resource Monitor](#)  
View real-time system resource usage and...
- [Open Task Manager](#)  
Get information about the programs and...
- [View advanced system details in System Information](#)  
View details about the hardware and softw...
- [Adjust the appearance and performance](#)  
Select settings to change visual effects, p...
- [Open Disk Defragmenter](#)  
Modify the schedule used to automatically defragment your hard disk.
- [Generate a system health report](#)  
View details about system health and performance.

The presentation selects the Open Performance Monitor button.

### Performance Monitor

File Action View Window Help

Performance  
Monitoring Tools  
Performance Monitor

#### Overview of Performance Monitor

You can use Performance Monitor to view performance data either in real time or from a log file. Create Data Collector Sets to configure and schedule performance counter, event trace, and configuration data collection so that you can analyze the results of the data collection.

From the Performance and Monitoring Tools and click Performance Monitor, or expand Data Collector Sets or Reports.

Performance Monitor lets you view detailed real-time information about hardware resources (CPU, disk, network, and system resources (including handles and modules) in use by the operating system, services, and running processes. In addition, you can use Resource Monitor to stop processes, start and stop services, analyze process deadlocks, view process chains, and identify processes locking files.

[Learn More](#)

The presentation is now in the Performance Monitor.

Bytes In Use	25.207
Available MBytes	3,016.000
Cache Faults/sec	0.000
Network Interface	Intel[R] 82574L Gigabit Network Connection isatap.{52828242-621B-4866-94BF-D557B8E94D31}

#### Learn More

- [Using Performance Monitor](#)
- [Working with Performance Monitor Reports](#)
- [Schedule and Manage Data](#)

Done

### Performance Monitor


File Action View Window Help



Performance  
Monitoring Tools  
Performance Monitor

The presentation selects the Performance Monitor to see the graph.

The presentation selects the green plus button. This will add a count to the graph.



Last 0.000 Average 5.837 Minimum 0.000 Maximum 21.547 Duration 1:40

Show	Color	Scale	Counter	Instance	Parent	Object	Computer
<input checked="" type="checkbox"/>	Red	1.0	% Processor Time	_Total	---	Processor Information	\\WIN8-VICTIM02



### Performance Monitor

File Action View Window Help



Performance

Monitoring Tools

Performance

### Add Counters

Available counters

Select counters from computer:

<Local computer> Browse...

- Processor
- Processor Information
- RAS
- RAS Port
- RAS Total
- RDMA Activity
- ReadyBoost Cache
- Redirector

Instances of selected object:

- Total
- <All instances>
- 0

Search

Add >>

Show description

Added counters

Counter	Parent	Inst...	Computer
---------	--------	---------	----------

The presentation selects the desired category.



Help OK Cancel

Show	Color	Scale	Counter	Instance	Parent	Object	Computer
<input checked="" type="checkbox"/>	—	1.0	% Processor Time	_Total	---	Processor Information	\\WIN8-VICTIM02

### Performance Monitor

File Action View Window Help



Performance

Monitoring Tools

Performance

### Add Counters

Available counters

Select counters from computer:  
<Local computer> Browse...

- Network Adapter
- Bytes Received/sec
- Bytes Sent/sec
- Bytes Total/sec
- Current Bandwidth
- Offloaded Connections
- Output Queue Length
- Packets Outbound Discarded
- Packets Outbound Errors

Instances of selected object:

- Intel[R] 82574L Gigabit Network Connection
- isatap.{52828242-621B-4866-94BF-D557B8E94D31}
- isatap.tbpreuss.com
- Local Area Connection\* 1
- Local Area Connection\* 2
- Local Area Connection\* 3

Search

Add >>

Show description

Description:

Bytes Total/sec is the rate at which bytes are sent and received over each network interface. Bytes Total/sec is a sum of Network Interface Bytes Received/sec

Added counters

Counter	Parent	Inst...	Computer
---------	--------	---------	----------

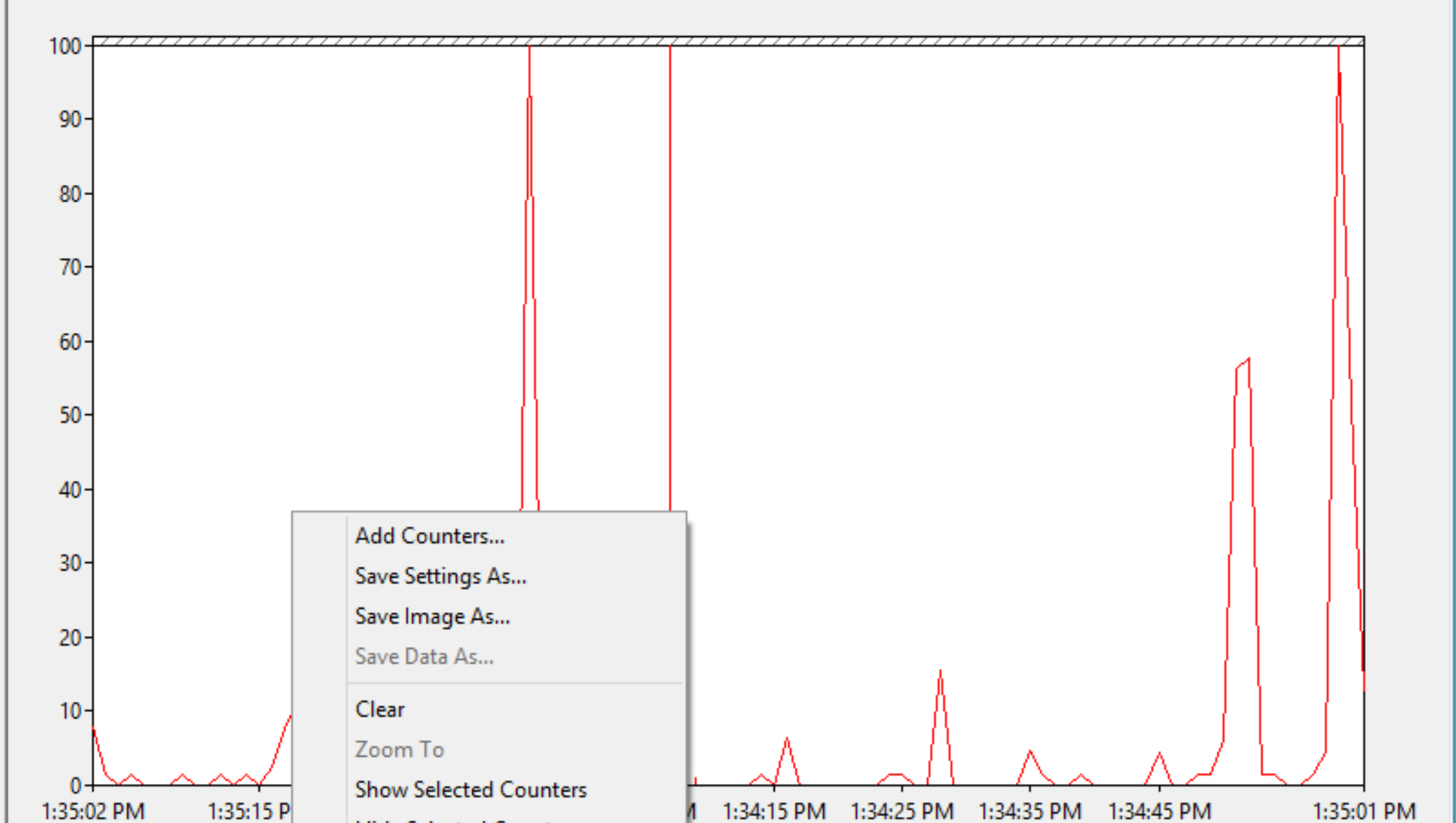
The presentation selects Add to add the counter to the graph.

### Performance Monitor

File Action View Window Help

Performance

Monitoring Tools  
Performance Monitor



Last 0.000 Average 0.000 Maximum 0.000 Duration 1:40

Show	Color	Scale	Counter Name
<input checked="" type="checkbox"/>	Red	1.0	Current Bandwidth

The presentation right clicks a counter. The presentation selects Properties.



### Performance Monitor

File Action View Window Help



Performance

Monitoring Tools  
Performance Monitor

#### Performance Monitor Properties

General Source **Data** Graph Appearance

Counters:

\\WIN8-VICTIM02\Network Adapter(Local Area Connection\* 1)\Current Bar  
Processor Information(\_Total)\% Processor Time

Add... Remove  Allow duplicate instances


Color:  **←**

Scale: 0.000001

Style

OK

The presentation changes the color of a counter on the screen.



Last 0.000 Average 0.000 Duration 1:40


Show	Color	Scale	Counter	Computer
<input checked="" type="checkbox"/>	—	1.0	% Processor Time	\\WIN8-VICTIM02
<input checked="" type="checkbox"/>	—	0.000001	Current Bar	\\WIN8-VICTIM02

### Performance Monitor

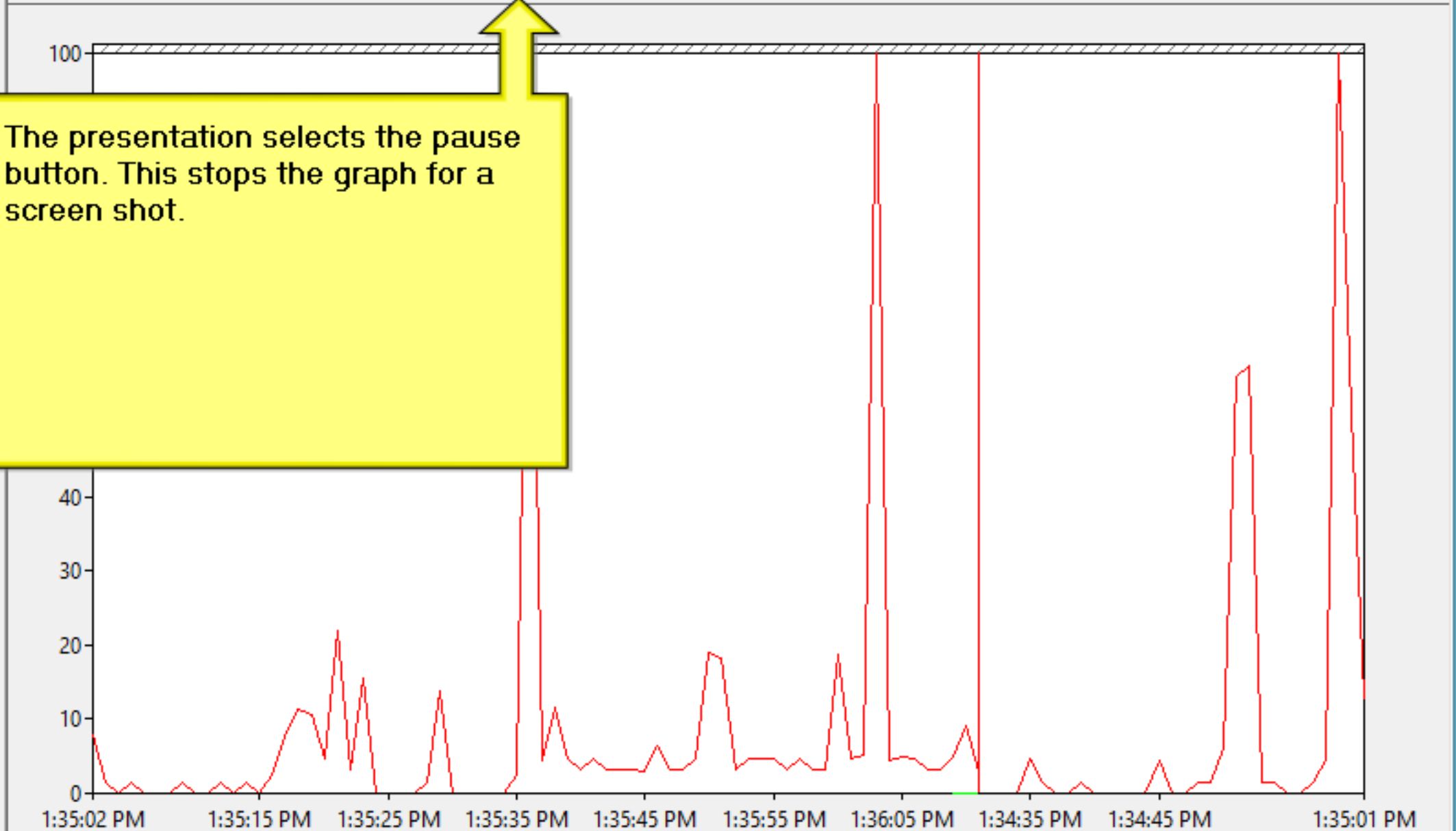
File Action View Window Help



Performance  
Monitoring Tools  
Performance Monitor



The presentation selects the pause button. This stops the graph for a screen shot.



Last 0.000 Average 0.000 Minimum 0.000 Maximum 0.000 Duration 1:40

Show	Color	Scale	Counter	Instance	Parent	Object	Computer
<input checked="" type="checkbox"/>	—	1.0	% Processor Time	_Total	---	Processor Information	\\WIN8-VICTIM02
<input checked="" type="checkbox"/>	—	0.000001	Current Bandwidth	Local Area ...	---	Network Adapter	\\WIN8-VICTIM02

### Performance Monitor

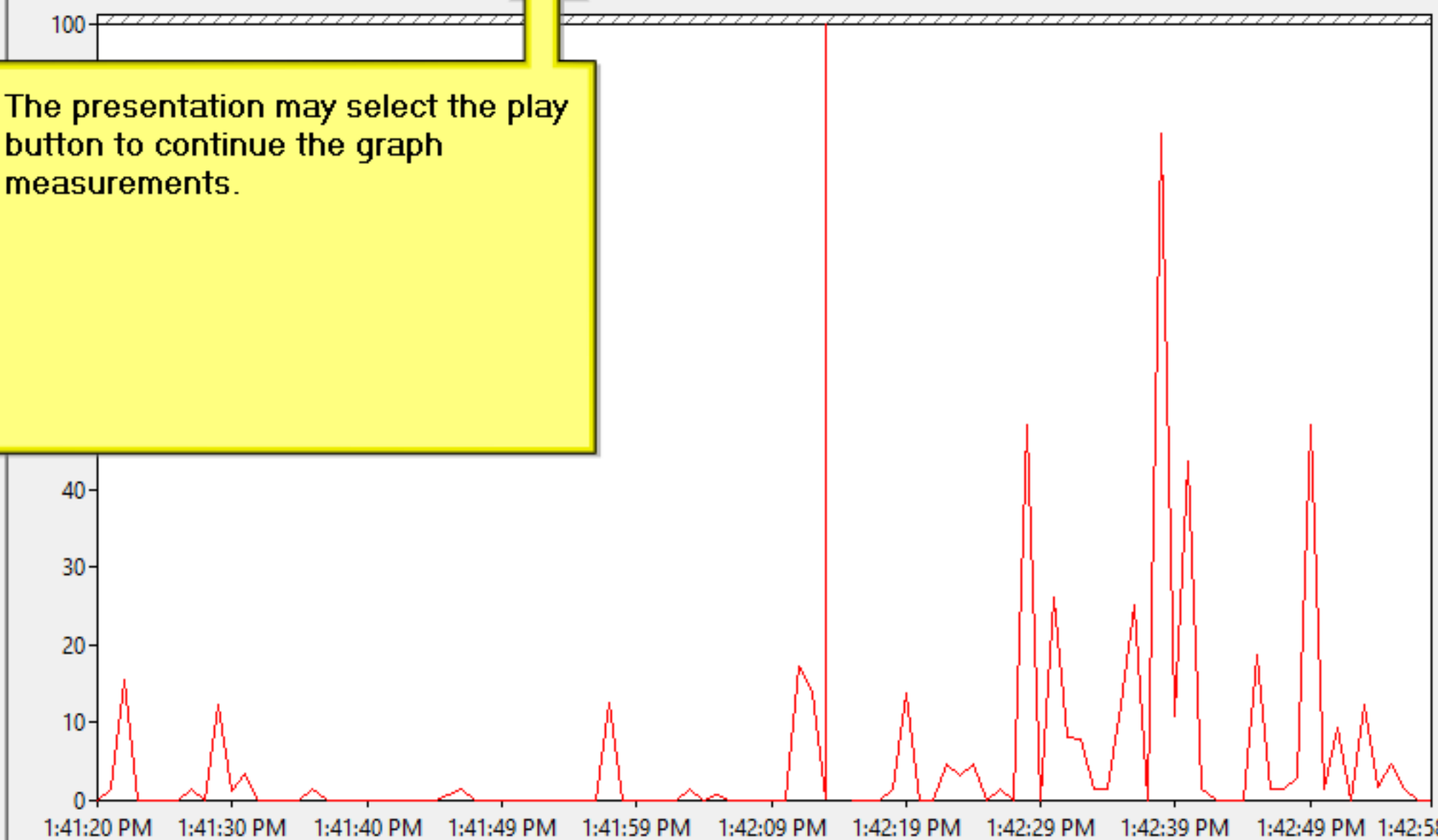
File Action View Window Help



Performance  
Monitoring Tools  
Performance Monitor



The presentation may select the play button to continue the graph measurements.



Last 0.000 Average 5.030 Minimum 0.000 Maximum 85.937 Duration 1:40

Show	Color	Scale	Counter	Instance	Parent	Object	Computer
<input checked="" type="checkbox"/>	—	1.0	% Processor Time	_Total	---	Processor Information	\\WIN8-VICTIM02



