

Successfully login into your class virtual Linux machine using the KDE environment. Successfully launch a program within the KDE environment. Provide a screen shot showing your successful login and successful program launch.

Select the Session Type link, which should give you this menu. Select KDE4 to use the KDE4 environment.

Tim Preuss
preuss

Username:

preuss

Password:

[password field]

Domain:


- Default
- Custom
- GNOME (previous)
- IceWM
- KDE (failsafe session)
- KDE4
- Metacity
- TWM
- Failsafe

Session



Use the login name and password I sent.




Tim Preuss
 preuss

Username:

preuss

Password:

●●●●●●●●



Domain:

Desktop Folder



Firefox



My Computer



Office



Online Help



openSUSE

You may select an icon from the Desktop Folder above. You may choose the main menu found on the round Geeko.

The file cabinet is the file manager.

The blue circle is Konquerer, a browser.

The computer is the device notification.

The four boxes are the virtual screens.







Have some fun exploring the desktop and menu.


Desktop Folder


User **preuss** on **msctclinux** openSUSE™


Search:


Favorites


-  Web Browser
-  Word Processor
-  File Manager
-  Configure Desktop
-  Help
-  Terminal

 Favorites

 Applications


 Computer

 Recently Used

 Leave

This is what part of the menu looks like.

    1 2
3 4

 02:48 pm 